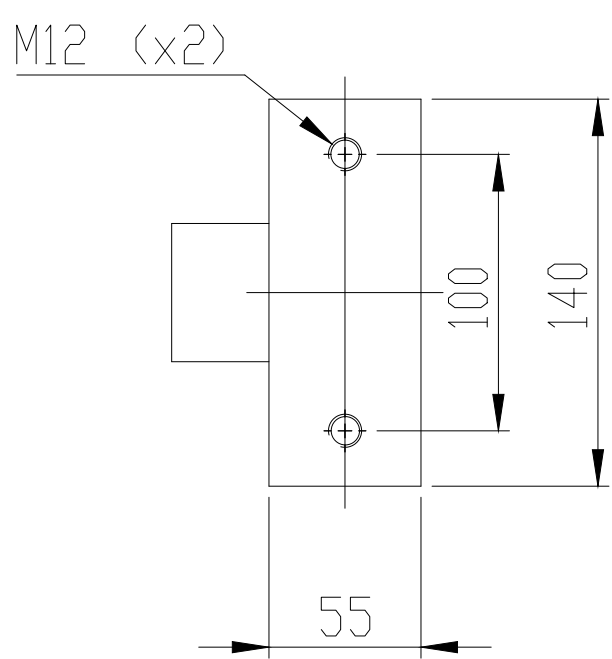
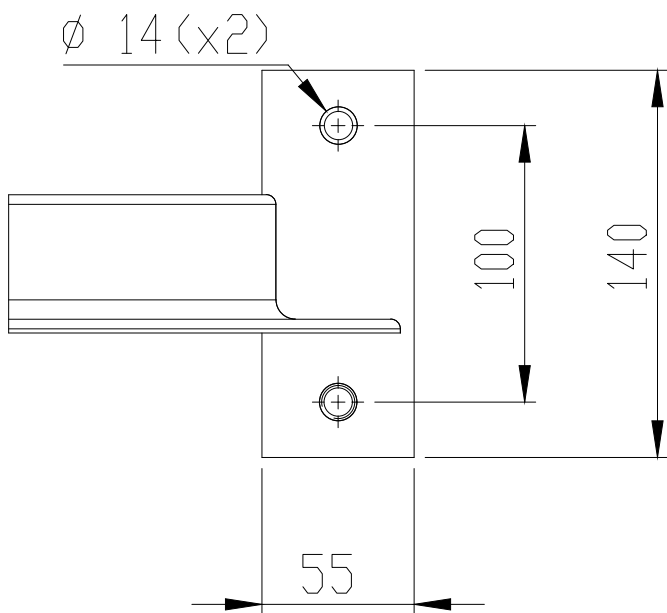
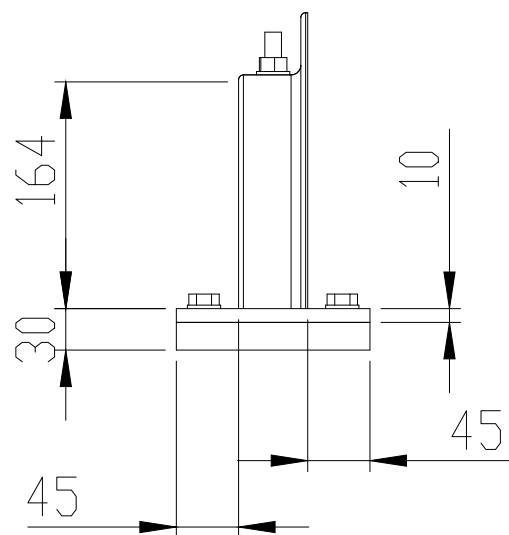


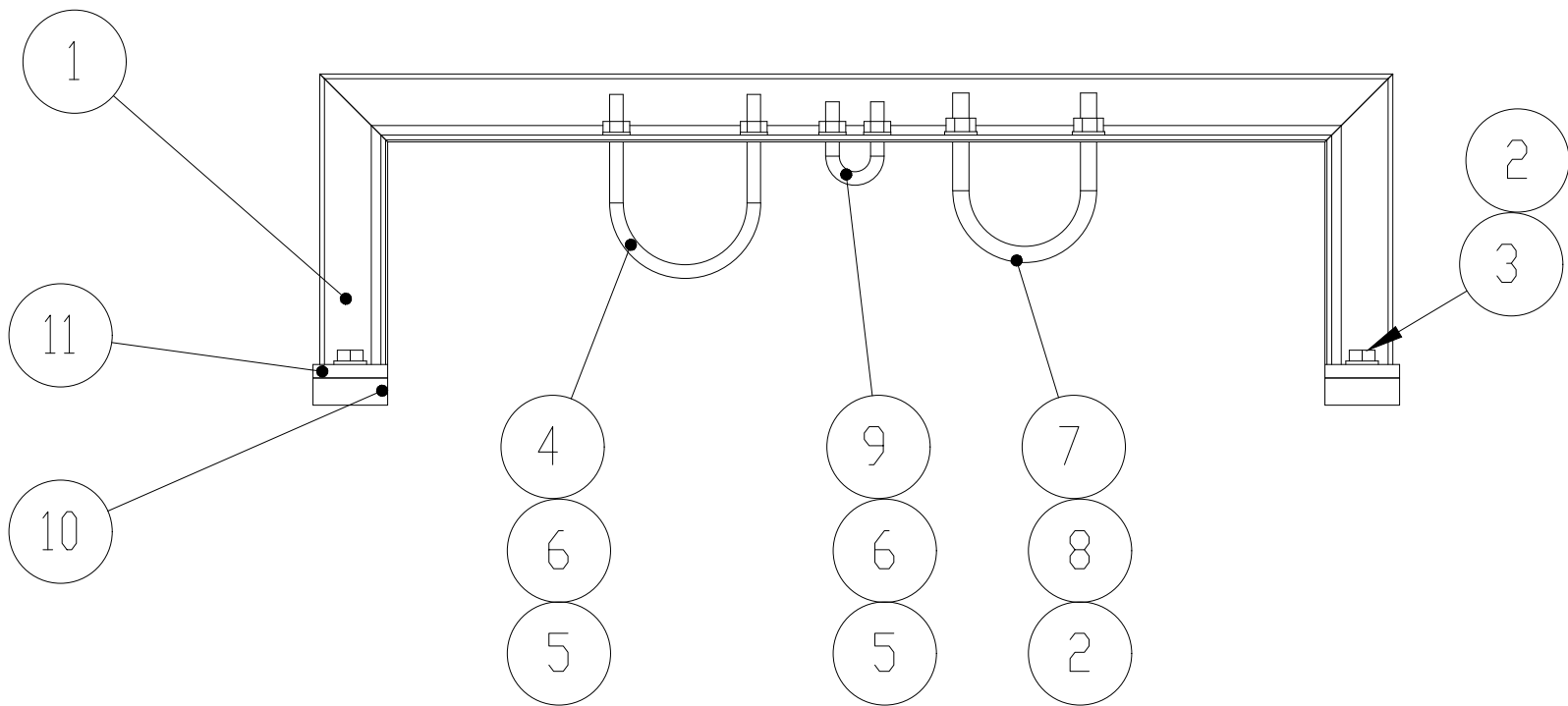
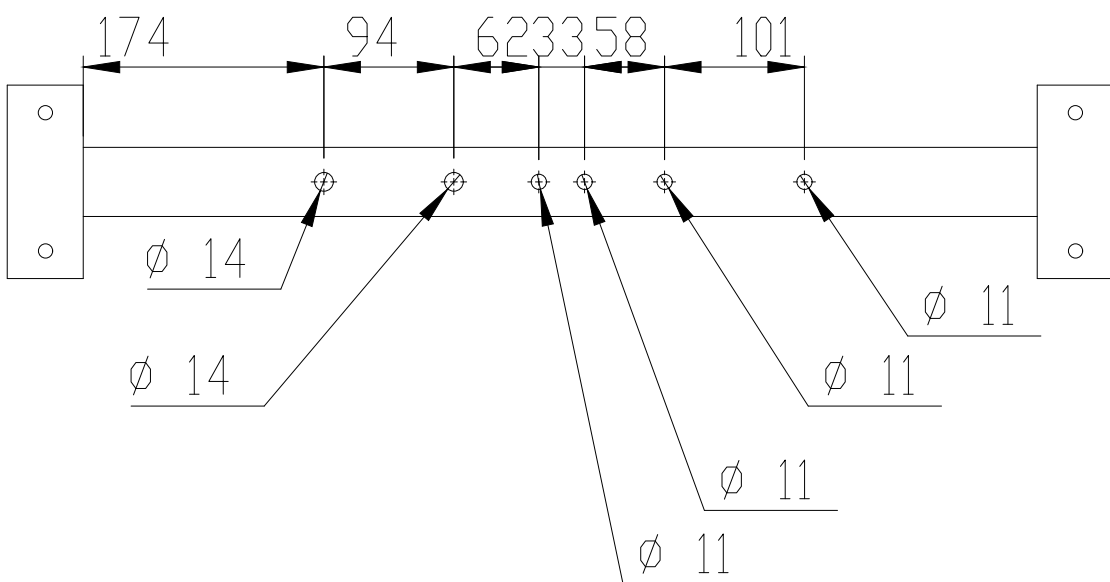
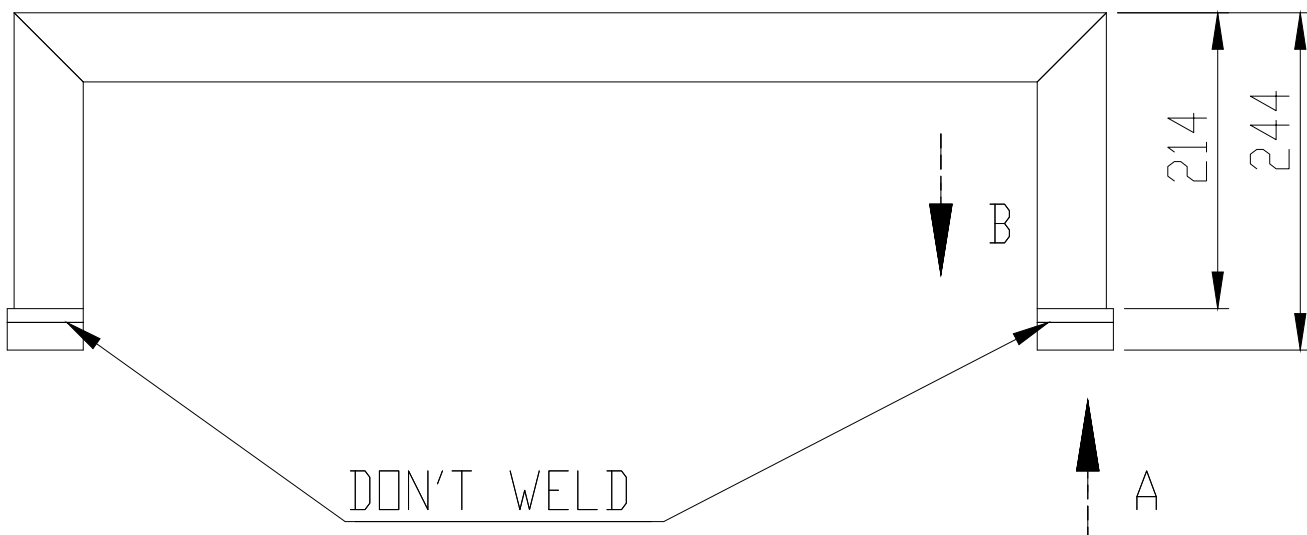
2558-3321-SPT-0XX (ANG 60X60 - 4UNDS)



VIEW A  
ESCALE 1 : 4



VIEW B  
ESCALE 1 : 4



Nº	Reference	Description	Material	QTY
1	ANGLE PROFILE 60x60x5 L=1218	ANGLE PROFILE 60x60x5 L=1218	S235JR	1
2	WASHER DIN 125 M12-St	WASHER	ACERD	6
3	DIN 933 M12 x 30 - 8.8	HEXAGONAL SCREW	8.8	4
4	ABARCON-3P	ABARCON 3"	COMERCIAL	1
5	WASHER DIN 125 M10	WASHER DIN 125 M10	ACERD	4
6	DIN 934 M10 - 10	NUT	8	4
7	U-BOLT DN 65	U-BOLT DN 65	COMERCIAL	1
8	NUT DIN 934 M12-12	NUT	COMERCIAL	2
9	U-BOLT 1/2"	U-BOLT 1/2"	COMERCIAL	1
10	S235 JR L PLATE 55x140x20	S235 JR L PLATE 55x140x20	S235JR	2
11	S235 JR L PLATE 55x140x10	S235 JR L PLATE 55x140x10	S235JR	2

Rev.	Modification	Date	Name
------	--------------	------	------

This drawing is property of INSERTEC. Must not be copied or transferred to third parties in any way without written authorization.

Tolerance for dimensions without tol. according to ISO 2768-mK									Date	Name	Material			
More than	0.5	3	6	30	120	400	1000	2000	Drawn	07/05/2025	IGK	Weight (kg)		
Less	3	6	30	120	400	1000	2000	4000	Checked	07/05/2025	JCMH			
Machine Tool	±	±	±	±	±	±	±	±	Verified	07/05/2025	BU			
Welded	0.1	0.1	0.2	0.3	0.5	0.8	1.2	2	Title					
Customer:									Format: 6					
									A3					
									Scale: 1:8					
									Title					
<div>insertec</div> <div>Furnaces &amp; Refractories</div>									Project Methode:		Part Number		Revision	
											-----			
											Customer Number		Sheet 1/1	